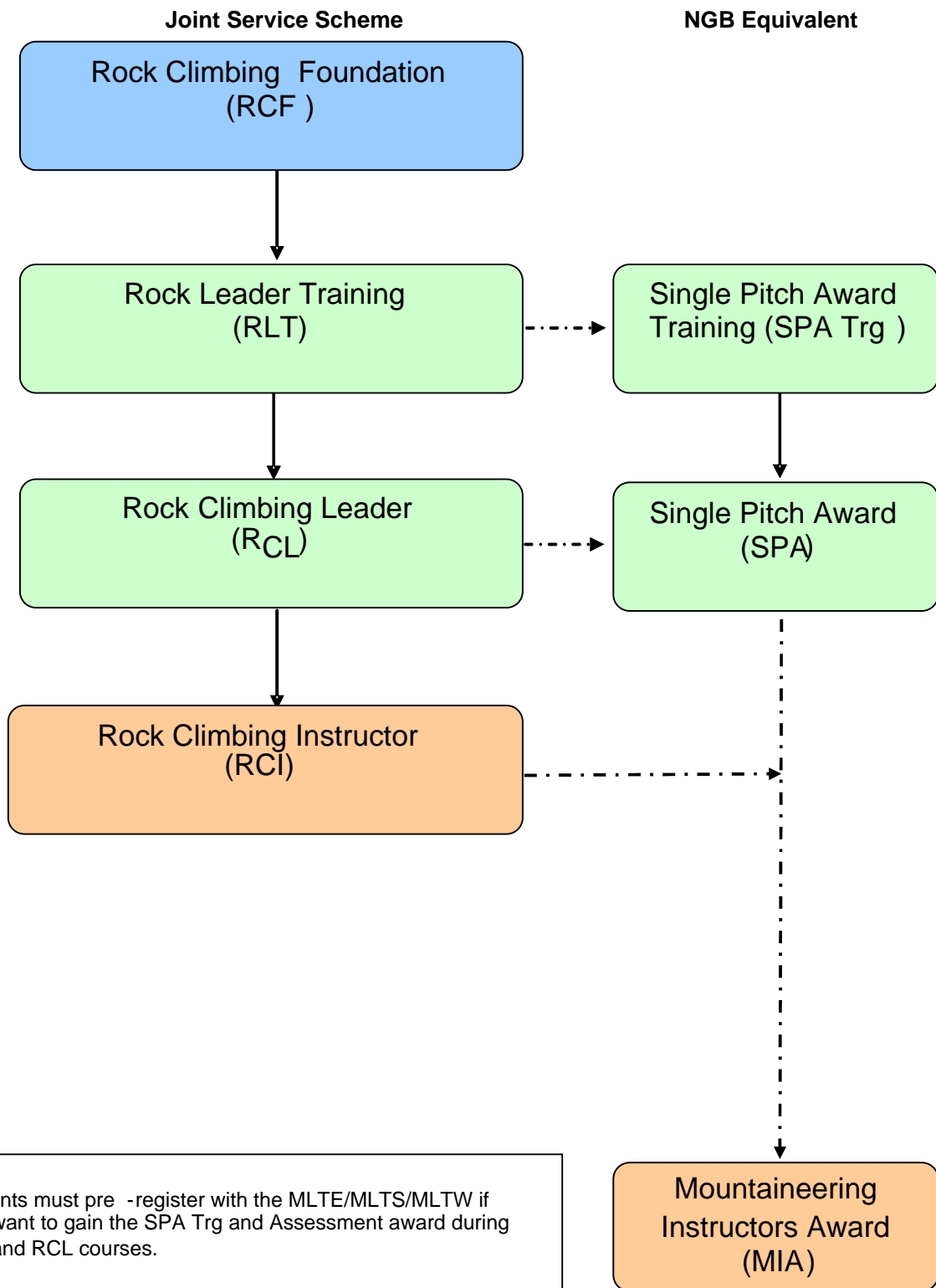


JSAT ROCK CLIMBING SCHEME



NOTES

- Students must pre-register with the MLTE/MLTS/MLTW if they want to gain the SPA Trg and Assessment award during RLT and RCL courses.
- MIA additionally requires the NGB Mountain Leader Summer (MLS) award and a valid civilian first aid award.

ROCK CLIMBING FOUNDATION (RCF)

Course Information		
1	Type of Course	Training and Assessment.
2	Course Duration (Ratio)	5 x Days. (3 x Days 1:4 & 2 x Days 1:2).
3	Course Aim	The aim of the RCF course is to provide the rock climbing foundation skills required for a student to be a competent second on single and multi-pitch climbs.
4	Training Objectives	Demonstrate Foundation Rock Climbing Knowledge. Perform Foundation Rock Climbing Skills. Demonstrate Foundation Leadership, Instruction and Coaching in relation to Rock Climbing. Apply Foundation Risk Management in relation to Rock Climbing. Implement Appropriate Foundation Emergency Procedures for Rock Climbing.
5	Assessment Criteria	Practical formative assessment of each student's ability as a competent second on single/multi-pitch rock climbing at V Diff grade or higher.
6	Pre-Course Qualifications	Open to all ranks. Students must be fit to attend the course.
7	Pre-Course Exemption	N/A.
8	Pre-Course Experience	Nil.
9	Delivery	RCI, MIA or higher. This course can be delivered as both T4 and DT.
Course Remit, Limitations and Currency		
10	Conditions/Remit (Operating as Equals)	Qualified to climb as equals on an indoor climbing wall only (including lead climbing) following a local induction course. Can act as a second for an RCL or above.
11	Remit (Led Groups)	Nil.
12	Remit (DT)	Nil.
13	Qualification Expiry	This qualification is not time barred.
14	Currency	RCF qualified students are advised to join a Service mountaineering association/club to maintain rock climbing currency and enhance skills. Personal rock climbing log books should be maintained.
RM, RAF, SF and Civilian Equivalent		
15	Royal Marine (RM)	Mountain Leader 2.
16	RAF Mountain Rescue (MR)	Part Trained Mountain Rescue.
17	Special Forces (SF)	Mountaineering Cadre.
18	NGB Equivalent	Nil.
Course Loading Details		
19	Location	T4 Centres. In addition RCF can be delivered as DT from within a Unit by a qualified RCI.
20	Frequency	See www.ahrc.co.uk . The RCF course can be conducted routinely at any time during the year, but it is best completed in summer conditions. Courses are normally conducted Apr - Oct.
Support Information		
21	Key References	See Instructor Resource pack.
22	Additional Remarks	Nil.

ROCK CLIMBING LEADER TRAINING (RLT)

Course Information		
1	Type of Course	Training and Assessment.
2	Course Duration (Ratio)	5 x Days. (1:6).
3	Course Aim	The aim of the RLT course is to develop students to supervise single-pitch top roping, climbing wall/artificial climbing towers and abseiling activities.
4	Training Objectives	
	Demonstrate Advanced Rock Climbing Knowledge.	
	Perform Advanced Rock Climbing Skills.	
	Demonstrate Advanced Leadership, Instruction and Coaching in relation to Rock Climbing.	
	Apply Advanced Risk Management in relation to Rock Climbing.	
	Implement Appropriate Advanced Emergency Procedures for Rock Climbing.	
5	Assessment Criteria	Practical summative assessment of all key objectives using outdoor single-pitch venues,climbing wall/artificial climbing towers and abseiling activities in sync with recommended ratios.
6	Pre-Course Qualifications	RCF. Student must be an Offr or an NCO. Personnel of any rank may be considered but such applications must be justified by the individual's reporting Offr.
7	Pre-Course Exemption	Logbook experience may negate the requirement for RCF. Applications for exemption must be made direct to the Training Office at a T4 Centre.
8	Pre-Course Experience	The course is based on the assumption that students have completed the RCF or have provided suitable experience of a variety of rock climbing activities.
9	Delivery	RCI or MIA at a T4 Centre.
Course Remit, Limitations and Currency		
10	Conditions/Remit (Operating as Equals)	RLTs may operate as equals to develop climbing and supervisory skills on single pitch venues.
11	Remit (Led Groups)	Conduct single pitch top rope and abseil activities to a ratio of 1 x Abseil or 3 x Top/Bottom ropes. The same supervision rules apply to indoor climbing wall facilities and abseil towers. Leaders should be sensitive to the environmental impact of large groups.
12	Remit (DT)	Nil.
13	Qualification Expiry	3 Year limited caveat. The candidate must either complete the RCL qualification or re-validate at RLT after this time period.
14	Currency	RLT students are required to maintain a rock climbing log book. RLT qualified personnel are recommended to maintain currency with single-pitch activities and should have an awareness of Lead climbing activities. These are essential foundation blocks for higher level rock climbing awards.
RM, RAF, SF and Civilian Equivalent		
15	Royal Marine (RM)	Mountain Leader 2.
16	RAF Mountain Rescue (MR)	Mountain Rescue RLT.
17	Special Forces (SF)	Mountaineering Cadre.
18	NGB Equivalent	Those ranks wishing to gain the SPA Training award must have already pre-registered with the MLTE/MLTS/MLTW.
Course Loading Details		
19	Location	T4 Centres.
20	Frequency	See www.ahrc.co.uk. The RLT course can be conducted routinely at any time duiring the year, but it is best completed in summer conditions. Courses are normally conducted Apr - Oct.
Support Information		
21	Key References	See Instructor Resource pack.
22	Additional Remarks	The SPA Training/Assessment courses is conducted within the JSAT Rock Climbing Scheme. Specific SPA Training/Assessment RLT/RCL courses can be found in the JS Courses and Dates Schedule on www.ahrc.co.uk.

ROCK CLIMBING LEADER (RCL)

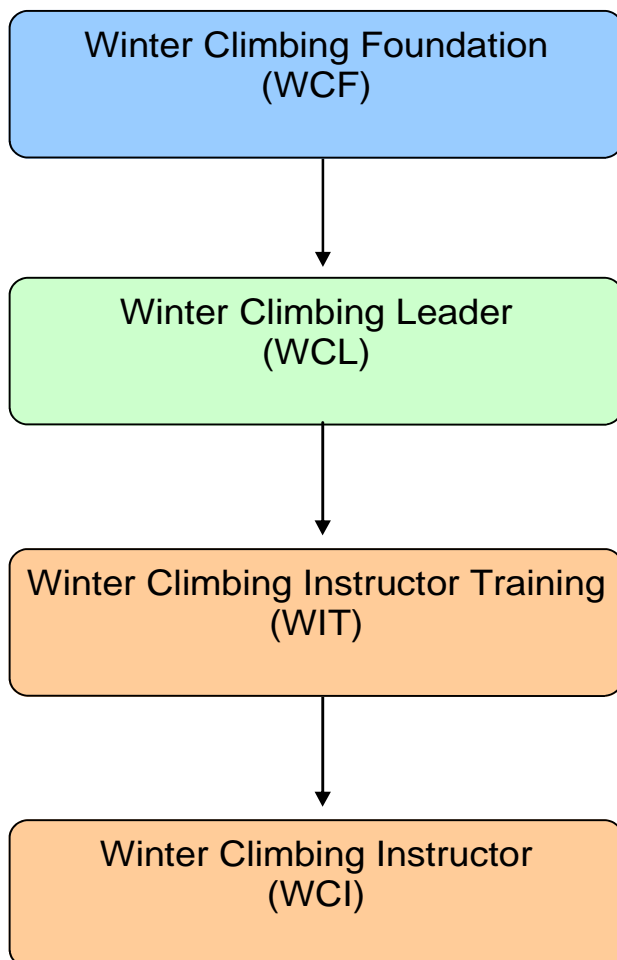
Course Information		
1	Type of Course	Training and Assessment.
2	Course Duration (Ratio)	5 x Days. (1:2).
3	Course Aim	The aim of the RCL Course is to assess students in advanced rock climbing techniques, required to lead ONE novice on multi pitch climbs.
4	Training Objectives	
	Demonstrate Advanced Rock Climbing Knowledge.	
	Perform Advanced Rock Climbing Skills.	
	Demonstrate Advanced Leadership, Instruction and Coaching in relation to Rock Climbing.	
	Apply Advanced Risk Management in relation to Rock Climbing.	
Implement Appropriate Advanced Emergency Procedures for Rock Climbing.		
5	Assessment Criteria	Written exam and practical summative assessment on all key objectives on multi-pitch/abseiling rock climbing routes at V Diff grade with one novice.
6	Pre-Course Qualifications	RLT or SPA Trg within last 3 years. Student must be an Offr or an NCO. Personnel of any rank may be considered but such applications must be justified by the individual's reporting Offr.
7	Pre-Course Exemption	Logbook experience may negate the requirement for the stated pre-requisties on a case by case basis, however, this is an exemption to normal practice. Applications for exemption must be made direct to the Training Office at JSMTC.
8	Pre-Course Experience	A minimum of 20 logged single pitch traditional rock climbs and in addition 5 logged days of RLT supervision experience.
9	Delivery	RCI or MIA at a FT Centre.
Course Remit, Limitations and Currency		
10	Conditions/Remit (Operating as Equals)	May operate at a ratio of 1:1, within climbing grades commensurate with log book experience.
11	Remit (Led Groups)	Conduct single-pitch top roping/bottom roping and abseiling activities - Ratio 1 x Abseil or 3 x Top/Bottom ropes. The same supervision rules apply to indoor climbing wall facilities and abseil towers. Leaders should be sensitive to the environmental impact of large groups. Lead Climbing - Ratio 1:1 up to a grade compatible with Leaders log book.
12	Remit (DT)	Nil.
13	Qualification Expiry	This qualification is not time barred.
14	Currency	RCL qualified personnel are required to remain current in climbing practices and procedures with an up to date logbook.
RM, RAF, SF and Civilian Equivalent		
15	Royal Marine (RM)	Mountain Leader 2.
16	RAF Mountain Rescue (MR)	Mountain Rescue RCL.
17	Special Forces (SF)	Mountaineering Cadre.
18	NGB Equivalent	Nil.
Course Loading Details		
19	Location	T4 Centres.
20	Frequency	See www.ahrc.co.uk. The RCL course is normally conducted in summer conditions. Poor weather/environmental conditions will be accounted for by the instructor. Courses are normally conducted Apr - Oct.
Support Information		
21	Key References	See Instructor Resource pack.
22	Additional Remarks	In order to progress to RCI students must have lead 20 multipitch routes of severe or above. Specific SPA Assessment RCL courses can be found in the JS Courses and Dates Schedule on www.ahrc.co.uk.

ROCK CLIMBING INSTRUCTOR (RCI)


Course Information		
1	Type of Course	Assessment.
2	Course Duration (Ratio)	5 x Days. (1:2).
3	Course Aim	The aims of the RCI are to assess the instructional skills required to conduct high level rock climbing and to deliver the RCF course as DT.
4	Training Objectives	
	Demonstrate Instructional Rock Climbing Knowledge.	
	Perform Instructional Rock Climbing Skills.	
	Demonstrate Instructional Leadership, Instruction and Coaching in relation to Rock Climbing.	
	Apply Instructional Risk Management in relation to Rock Climbing.	
5	Implement Appropriate Instructional Emergency Procedures for Rock Climbing.	
	Assessment Criteria	Written exam and both formative and practical summative assessment of all key objectives on multi-pitch rock climbing routes at Severe grade with two novice climbers.
	Pre-Course Qualifications	RCL qualified and capable of managing and leading students on grades of severe and above.Student must be an Offr or an NCO. Personnel of any rank may be considered but such applications must be justified by the individual's reporting Offr.
	Pre-Course Exemption	Appropriately experienced rock climbers can apply for pre-course exemption on a case by case basis. Evidence of equivalent experience is required and students are strongly recommended to attend all rock climbing JSAT courses.
	Pre-Course Experience	Must have lead 20 multipitch routes of severe or above. RCI students are recommended to have completed a wide variety of additional rock climbing experience after the RCL course on a variety of rock types. Some overseas experience is recommended but not essential.
9	Delivery	RCI, MIA or higher at a T4 Centre.
Course Remit, Limitations and Currency		
10	Conditions/Remit (Operating as Equals)	May operate as a ratio of 1:1, at climbing grades commensurate with log book experience.
11	Remit (Led Groups)	Lead Climbing - Ratio 1:2 up to a grade compatible with Instructors log book.
12	Remit (DT)	Conduct RCF courses as DT.
13	Qualification Expiry	This qualification is not time barred.
14	Currency	RCI qualified students are required to maintain rock climbing currency and high performance skills with an up to date log book,with a potential to move towards the MIA training course.
RM, RAF, SF and Civilian Equivalent		
15	Royal Marine (RM)	Mountain Leader 1. Must shadow one 5-day DT course before delivering an RCF DT course.
16	RAF Mountain Rescue (MR)	Mountain Rescue RCI.
17	Special Forces (SF)	N/A.
18	NGB Equivalent	RCI is the highest JS climbing award and qualified students are advised to work towards the MIA award.
Course Loading Details		
19	Location	T4 Centres.
20	Frequency	See www.ahrc.co.uk. The RCI course can be conducted routinely at any time during the year, but it is best completed in summer conditions. Courses are normally conducted Apr - Oct.
Support Information		
21	Key References	See Instructor Resource pack.
22	Additional Remarks	Nil.

JSAT WINTER CLIMBING SCHEME

Joint Service Scheme



NGB Equivalent



NOTES

- Students must hold WMF and RCF qualifications before attending the WCF course.
- The MIC award is not conducted within the JSAT scheme, however, the WCI award is the JS equivalent for the winter climbing aspect.

WINTER CLIMBING FOUNDATION (WCF)

Course Information		
1	Type of Course	Training and Assessment.
2	Course Duration (Ratio)	5 x Days. (3 x Days 1:4 & 2 x Days 1:2).
3	Course Aim	The aim of the WCF course is to provide winter climbing foundation skills. Students are required to be competent seconds on multi-pitch traditional winter climbs.
4	Training Objectives	
	Demonstrate Foundation Winter Climbing Knowledge.	
	Perform Foundation Winter Climbing Skills.	
	Demonstrate Foundation Leadership, Instruction and Coaching in relation to Winter Climbing.	
	Apply Foundation Risk Management in relation to Winter Climbing.	
	Implement Appropriate Foundation Emergency Procedures for Winter Climbing.	
5	Assessment Criteria	Formative practical assessment of the students' ability as a competent second on multi-pitch winter climbs at Scottish winter grade 2.
6	Pre-Course Qualifications	RCF and WMF. Open to all ranks. Students must be fit to attend the Course.
7	Pre-Course Exemption	NA.
8	Pre-Course Experience	Nil.
9	Delivery	WCI or MIC. This course can be delivered as both T4 and DT.
Course Remit, Limitations and Currency		
10	Conditions/Remit (Operating as Equals)	Nil.
11	Remit (Led Groups)	May participate as a second on single and multi-pitch traditional winter climbs.
12	Remit (DT)	Nil.
13	Qualification Expiry	This qualification is not time barred.
14	Currency	Students are recommended to start and maintain a climbing log book.
RM, RAF, SF and Civilian Equivalent		
15	Royal Marine (RM)	Mountain Leader 2.
16	RAF Mountain Rescue (MR)	Trained Mountain Rescue.
17	Special Forces (SF)	Mountaineering Cadre.
18	NGB Equivalent	Nil.
Course Loading Details		
19	Location	T4 Centres. WMF can be run as DT by a suitably qualified WCI.
20	Frequency	See www.ahrc.co.uk .
Support Information		
21	Key References	See Instructor Resource pack.
22	Additional Remarks	Students are recommended to join their single service Mountaineering Association in order to continue their mountaineering development.

WINTER CLIMBING LEADER (WCL)

Course Information	
1	Type of Course
2	Course Duration (Ratio)
3	Course Aim
4	Training Objectives
	Demonstrate Advanced Winter Climbing Knowledge.
	Perform Advanced Winter Climbing Skills.
	Demonstrate Advanced Leadership, Instruction and Coaching in relation to Winter Climbing.
	Apply Advanced Risk Management in relation to Winter Climbing.
	Implement Appropriate Advanced Emergency Procedures for Winter Climbing.
5	Assessment Criteria
6	Pre-Course Qualifications
7	Pre-Course Exemption
8	Pre-Course Experience
9	Delivery
Course Remit, Limitations and Currency	
10	Conditions/Remit (Operating as Equals)
11	Remit (Led Groups)
12	Remit (DT)
13	Qualification Expiry
14	Currency
RM, RAF, SF and Civilian Equivalent	
15	Royal Marine (RM)
16	RAF Mountain Rescue (MR)
17	Special Forces (SF)
18	NGB Equivalent
Course Loading Details	
19	Location
20	Frequency
Support Information	
21	Key References
22	Additional Remarks

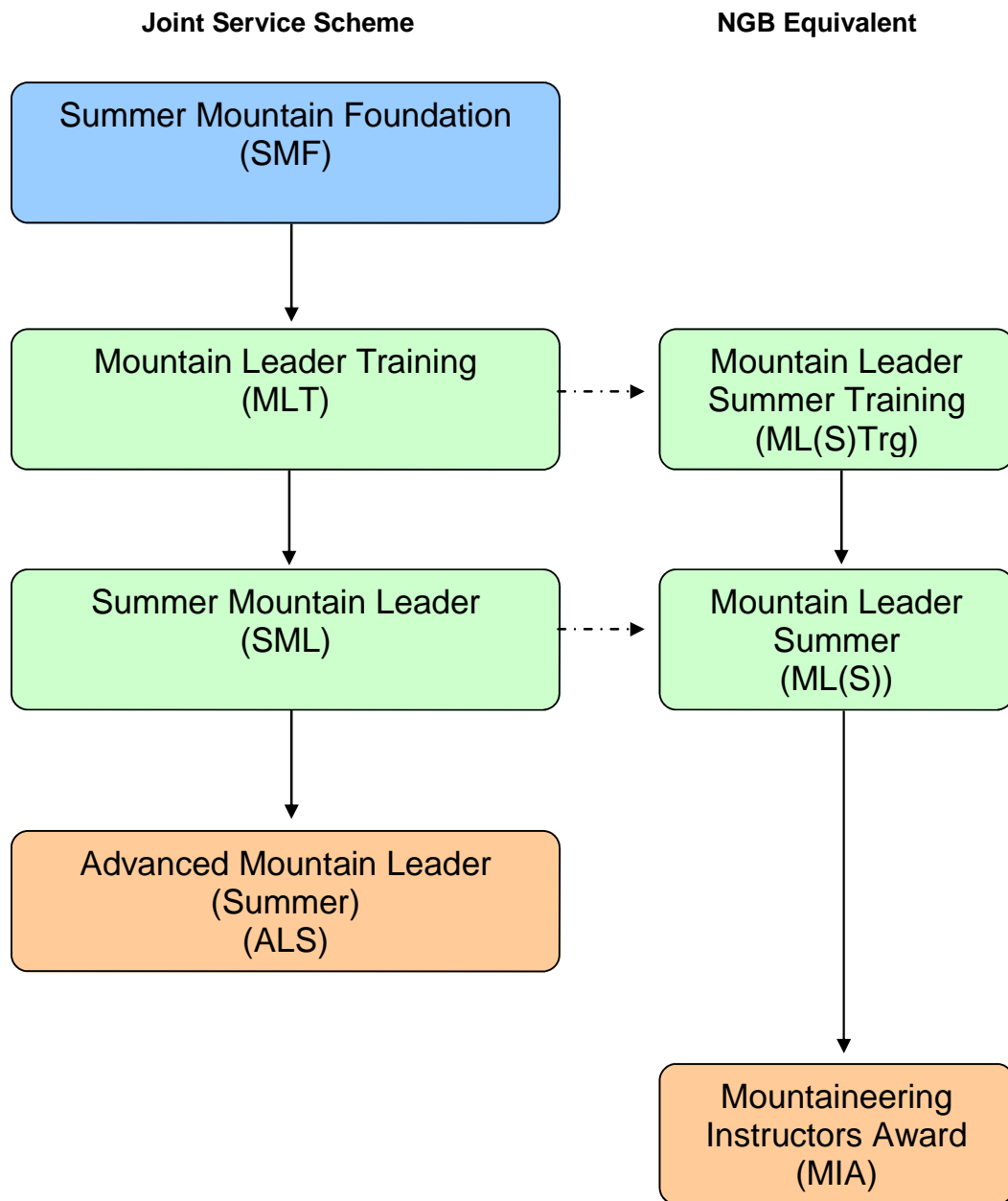
WINTER CLIMBING INSTRUCTOR TRAINING (WIT)

Course Information		
1	Type of Course	Training
2	Course Duration (Ratio)	5 x Days. (1:2).
3	Course Aim	The aim of the WIT course is to broaden students in the skills required to complete the WCI assessment.
4	Training Objectives	
	Demonstrate Instructional Winter Climbing Knowledge.	
	Perform Instructional Winter Climbing Skills.	
	Demonstrate Instructional Leadership, Instruction and Coaching in relation to Winter Climbing.	
	Apply Instructional Risk Management in relation to Winter Climbing.	
	Implement Appropriate Instructional Emergency Procedures for Winter Climbing.	
5	Assessment Criteria	Successfully complete the course training objectives.
6	Pre-Course Qualifications	RCL, WCL and WMT. Student must be an Offr or an NCO. Personnel of any rank may be considered but such applications must be justified by the individual's reporting Offr.
7	Pre-Course Exemption	Appropriately experienced winter climbers (minimum of 20 winter climbing QMDs) can apply for pre-course exemption on a case by case basis. Evidence of equivalent experience is required and students are strongly recommended to attend all Winter Climbing JSAT courses.
8	Pre-Course Experience	Students are recommended to have completed a wide variety of additional winter climbing experience after WCL including at least 5 multi-pitch winter climbs graded UK winter 2/3.
9	Delivery	WCI or MIC working at a T4 Centre.
Course Remit, Limitations and Currency		
10	Conditions/Remit (Operating as Equals)	WIT qualified personnel are able to operate with 1 other WCL or WIT qualified individual commensurate with logbook experience. A full risk assessment process must be undertaken.
11	Remit (Led Groups)	Qualified WIT personnel can work on a ratio of 1:1 with a novice student or 1:2 with WCF qualified students. Instructor should also be a WML if using remote winter mountainous venues (see additional remarks).
12	Remit (DT)	Nil.
13	Qualification Expiry	This qualification is not time barred.
14	Currency	Students are required to maintain a climbing log book.
RM, RAF, SF and Civilian Equivalent		
15	Royal Marine (RM)	Nil.
16	RAF Mountain Rescue (MR)	Nil.
17	Special Forces (SF)	Nil.
18	NGB Equivalent	Nil.
Course Loading Details		
19	Location	T4 Centres.
20	Frequency	See www.ahrc.co.uk .
Support Information		
21	Key References	See Instructor Resource pack.
22	Additional Remarks	In order to progress to WCI students are required to complete RCI pre-requisites. Students should be aware of the time taken to complete these awards and are encouraged to continue their summer mountaineering development in line with their winter skills. A WML qualification is required for remote winter mountainous regions.

WINTER CLIMBING INSTRUCTOR (WCI)

Course Information		
1	Type of Course	Training and Assessment.
2	Course Duration (Ratio)	5 x Days.(1:2).
3	Course Aim	The aims of the WCI is to assess the skills required to deliver the WCF Course as DT and manage 2 novices on multi-pitch winter climbing routes at UK winter grade 3.
4	Training Objectives	
	Demonstrate Instructional Winter Climbing Knowledge.	
	Perform Instructional Winter Climbing Skills.	
	Demonstrate Instructional Leadership, Instruction and Coaching in relation to Winter Climbing.	
	Apply Instructional Risk Management in relation to Winter Climbing.	
5	Implement Appropriate Instructional Emergency Procedures for Winter Climbing.	
	Written exam and practical summative assessment on all key objectives.	
	Practical assessment should ideally be conducted on multi-pitch winter climbing routes at UK winter grade 3 with two novices.	
	Students must be an Offr or an NCO. Personnel of any rank may be considered but such applications must be justified by the individual's reporting Offr.	
	Successfully completed RCI, WML and WCL Courses.	
6	Pre-Course Exemption	NA.
7	Pre-Course Qualifications	Students should have completed 10 winter climbs since WCL at grade 2/3 or above with at least 5 routes in UK.
8	Pre-Course Experience	WCI or MIC working at a T4 Centre who have previously shadowed a WCI course being delivered.
9	Delivery	
Course Remit, Limitations and Currency		
10	Conditions/Remit (Operating as Equals)	WCI qualified personnel are able to operate with 1 other WCL or WIT qualified individual commensurate with logbook experience. A full risk assessment process must be undertaken.
11	Remit (Led Groups)	Qualified personnel can operate with 2 novice students on recognised winter climbing routes commensurate with logbook experience.
12	Remit (DT)	Conduct WCF courses as DT.
13	Qualification Expiry	NA.
14	Currency	This qualification is not time barred. Students are required to maintain a climbing log book.
RM, RAF, SF and Civilian Equivalent		
15	Royal Marine (RM)	Nil.
16	RAF Mountain Rescue (MR)	Nil.
17	Special Forces (SF)	Nil.
18	NGB Equivalent	MIC.
Course Loading Details		
19	Location	T4 Centres.
20	Frequency	See www.ahrc.co.uk .
Support Information		
21	Key References	See Instructional Manual (IM).
22	Additional Remarks	Qualified personnel are strongly encouraged to become key members of their single service Mountaineering Association in order to assist the development of less experienced personnel and support expeditions.

JSAT SUMMER MOUNTAINEERING SCHEME



NOTES

- Students must pre-register with the MLTE/MLTS/MLTW if they want to gain the NGB equivalence during a MLT or SML course.
- Exemption from MLS Trg can be gained from the NGB prior to attending the SML assessment course.
- A valid civilian first aid award is required for all NGB awards.

SUMMER MOUNTAINEERING DEFINITIONS

1. **Quality Mountain Day (QMD).** To assist candidates in making their own judgement about their experience the following criteria represents a QMD, although not all will necessarily apply:
 - a. The day is instigated, planned and completed through, or partly through, one's own initiative.
 - b. The duration is at least five hours walking time. Whilst distance and height climbed cannot be absolutes, routes should be demanding and challenging.
 - c. There is a variety of terrain encountered en route.
 - d. At least part, if not all, of the area covered by the route is unfamiliar.
 - e. The ascent and descent are by different routes.
 - f. The use of a map and compass may be necessary.
 - g. Weather has an effect on the day.
 - h. Knowledge is increased or a skill is practised.
 - i. The end result is having a sense of achievement and a feeling of satisfaction and enjoyment on the day.
2. **Mountainous Country.** Mountainous country is defined as wild country where walkers are remote from any immediate help and are therefore, self dependent. The following mountainous regions in the UK are classified as areas where QMD logbook experience may be gained.
 - a. Black Mountains
 - b. Lake District
 - c. Brecon Beacons
 - d. Mountains of Mourne
 - e. Mountains of North and Mid Wales
 - f. North Yorkshire Moors
 - g. Northern Peak District and Moors
 - h. Highlands and Islands of Scotland
3. For the purposes of the Joint Service Mountaineering Scheme, expeditionary experience gained in mountainous environments outside the UK may be deemed as being equivalent to similar terrain in the UK and accredited as a QMD.
4. **Wild Camping.** This takes place in moor land or mountain terrain remote from roads and habitation. Wild camping has the potential to adversely affect the locality by vegetation trampling and pollution through food and human waste. It needs, therefore, to be undertaken with sensitivity combining care for the environment with personal enjoyment.

SUMMER MOUNTAIN FOUNDATION (SMF)

Course Information		
1	Type of Course	Training and Assessment.
2	Course Duration (Ratio)	5 x Days (1:6).
3	Course Aim	The aim of the SMF course is to provide summer mountaineering foundation skills required for a student to be a competent group member in summer mountaineering conditions.
4	Training Objectives	
	Demonstrate Foundation Summer Mountaineering Knowledge.	
	Perform Foundation Summer Mountaineering Skills.	
	Demonstrate Foundation Leadership, Instruction and Coaching in relation to Summer Mountaineering.	
	Apply Foundation Risk Management in relation to Summer Mountaineering.	
	Implement Appropriate Foundation Emergency Procedures for Summer Mountaineering.	
5	Assessment Criteria	Practical formative assessment on all key objectives in a summer mountaineering environment.
6	Pre-Course Qualifications	Open to all ranks. Students must be fit to attend the course.
7	Pre-Course Exemption	NA.
8	Pre-Course Experience	Nil.
9	Delivery	This course can be can be conducted by an SML or ASL as DT.
Course Remit, Limitations and Currency		
10	Conditions/Remit (Operating as Equals)	May operate as an equal in a group of at least 3 SMF qualified personnel. May only operate on familiar ground, in the UK, below the snow line and in summer conditions (snow and ice are not present or forecast). Routes must exclude steep ground, river crossings and be no more than 2 hours from rescue.
11	Remit (Led Groups)	NA.
12	Remit (DT)	Nil.
13	Qualification Expiry	This qualification is not time barred.
14	Currency	Students are advised to maintain a Mountaineering log book. Membership of the Service Mountaineering Club is recommended.
RM, RAF, SF and Civilian Equivalent		
15	Royal Marine (RM)	NA.
16	RAF Mountain Rescue (MR)	NA.
17	Special Forces (SF)	NA.
18	NGB Equivalent	Nil.
Course Loading Details		
19	Location	T4 Centres. In addition SMF can be delivered as DT from within a Unit by a qualified SML.
20	Frequency	See www.ahrc.co.uk for course details.
Support Information		
21	Key References	See Instructor Resource pack.
22	Additional Remarks	Nil.

SUMMER MOUNTAIN LEADER TRAINING (MLT)

Course Information		
1	Type of Course	Training and Assessment.
2	Course Duration (Ratio)	5 x Days. (1:6) During Security on steep ground ropework day (1:4)
3	Course Aim	The aim of the MLT course develop students to lead groups in familiar summer mountaineering conditions.
4	Training Objectives	
	Demonstrate Advanced Summer Mountaineering Knowledge.	
	Perform Advanced Summer Mountaineering Skills.	
	Demonstrate Advanced Leadership, Instruction and Coaching in relation to Summer Mountaineering.	
	Apply Advanced Risk Management in relation to Summer Mountaineering.	
	Implement Appropriate Advanced Emergency Procedures for Summer Mountaineering.	
5	Assessment Criteria	Practical formative assessment of all key objectives in a mountaineering environment.
6	Pre-Course Qualifications	SMF. Student must be an Offr or an NCO. Personnel of any rank may be considered but such applications must be justified by the individual's reporting Offr.
7	Pre-Course Exemption	Logbook experience may negate the requirement for SMF. Applications for exemption must be made direct to the T4 Training Office.
8	Pre-Course Experience	Log book evidence of 20 QMDs.
9	Delivery	SML or higher qualified at a T4 Training Centres.
Course Remit, Limitations and Currency		
10	Conditions/Remit (Operating as Equals)	MLT qualified personnel can operate as equals with at least one other MLT qualified individual. May operate worldwide, below the snow line, in summer conditions. Routes must exclude steep ground (see additional remarks).
11	Remit (Led Groups)	May operate worldwide, below the snow line, in summer conditions on ground with which they are familiar (ratio 1:6). Routes must exclude steep ground.
12	Remit (DT)	Nil.
13	Qualification Expiry	Nil.
14	Currency	MLT qualified students are advised to join a Service mountaineering association/club to maintain mountaineering currency and enhance skills. Personal mountaineering log books are required to be maintained.
RM, RAF, SF and Civilian Equivalent		
15	Royal Marine (RM)	Mountain Leader 2.
16	RAF Mountain Rescue (MR)	Part Trained Mountain Rescue.
17	Special Forces (SF)	Mountaineering Cadre.
18	NGB Equivalent	ML(S) Trg.
		Those ranks wishing to gain the ML(S) Training award must have already pre-registered with the MLTE/MLTS/MLTW.
Course Loading Details		
19	Location	T4 Centres.
20	Frequency	See www.ahrc.co.uk.
Support Information		
21	Key References	See Instructor Resource pack.
22	Additional Remarks	Nil.

SUMMER MOUNTAIN LEADER (SML)

Course Information	
1	Type of Course
2	Course Duration (Ratio)
3	Course Aim
4	Training Objectives
	Demonstrate Advanced Summer Mountaineering Knowledge.
	Perform Advanced Summer Mountaineering Skills.
	Demonstrate Advanced Leadership, Instruction and Coaching in relation to Summer Mountaineering.
	Apply Advanced Risk Management in relation to Summer Mountaineering.
	Implement Appropriate Advanced Emergency Procedures for Summer Mountaineering.
5	Assessment Criteria
6	Pre-Course Qualifications
7	Pre-Course Exemption
8	Pre-Course Experience
9	Delivery
Course Remit, Limitations and Currency	
10	Conditions/Remit (Operating as Equals)
11	Remit (Led Groups)
12	Remit (Decentralised AT)
13	Qualification Expiry
14	Currency
RM, RAF, SF and Civilian Equivalent	
15	Royal Marine (RM)
16	RAF Mountain Rescue (MR)
17	Special Forces (SF)
18	NGB Equivalent
Course Loading Details	
19	Location
20	Frequency
Support Information	
21	Key References
22	Additional Remarks

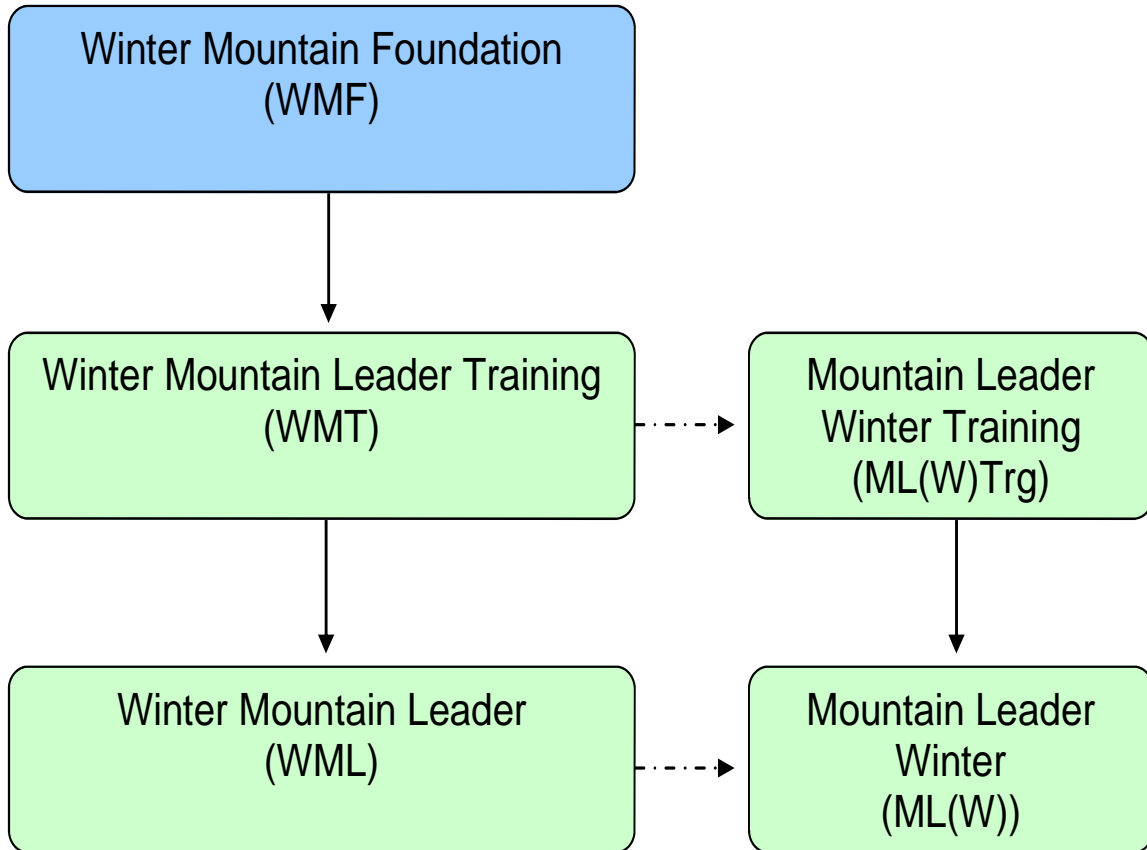
ADVANCED SUMMER MOUNTAIN LEADER (ASL)

Course Information	
1	Type of Course
2	Course Duration (Ratio)
3	Course Aim
4	Training Objectives
	Demonstrate Advanced Summer Mountaineering Knowledge.
	Perform Advanced Summer Mountaineering Skills.
	Demonstrate Advanced Leadership, Instruction and Coaching in relation to Summer Mountaineering.
	Apply Advanced Risk Management in relation to Summer Mountaineering.
	Implement Appropriate Advanced Emergency Procedures for Summer Mountaineering.
5	Assessment Criteria
6	Pre-Course Qualifications
7	Pre-Course Exemption
8	Pre-Course Experience
9	Delivery
Course Remit, Limitations and Currency	
10	Conditions/Remit (Operating as Equals)
11	Remit (Led Groups)
12	Remit (Decentralised AT)
13	Qualification Expiry
14	Currency
RM, RAF, SF and Civilian Equivalent	
15	Royal Marine (RM)
16	RAF Mountain Rescue (MR)
17	Special Forces (SF)
18	NGB Equivalent
Course Loading Details	
19	Location
20	Frequency
Support Information	
21	Key References
22	Additional Remarks

JSAT WINTER MOUNTAINEERING SCHEME

Joint Service Scheme

NGB Equivalent



NOTES

- Students must hold the SMF or MLT award before attending the WMF award and SML before attending WMT.
- Students must pre-register with the MLTS if they want to gain the NGB equivalence during a WMT or WML course.
- Exemption from ML(W) Trg can be gained from the NGB prior to attending the WML assessment course.
- A valid civilian first aid award is required for all NGB awards.

GUIDELINES FOR WINTER QUALITY MOUNTAIN DAYS (QMD)

1. To assist candidates in making their own judgement about their experience the following criteria are suggested as representing a winter quality mountain day, although not all will necessarily apply on each occasion:

- a. The day is instigated, planned and completed through, or partly through one's own initiative.
- b. The duration is at least 5 hours walking time. Whilst distance and height climbed cannot be absolutes, routes should be demanding and challenging. In good conditions coverage of 10 kilometres in distance and 900 metres of ascent could be expected.
- c. The environmental conditions encountered throughout the day should be predominantly winter.
- d. At least 75% of the route is on snow or ice.
- e. There is variety of terrain encountered en route.
- f. At least part, if not all, of the area covered by the route is unfamiliar.
- g. The ascent and descent are by different routes.
- h. The use of map and compass is necessary.
- i. Weather has an effect on the day.
- j. Knowledge is increased or a skill is practised.
- k. The company, or lack of it, contributes to the experience.
- l. The end result is having a sense of achievement and a feeling of satisfaction and enjoyment on the day.

WINTER MOUNTAIN FOUNDATION (WMF)

Course Information		
1	Type of Course	Training and Assessment.
2	Course Duration (Ratio)	5 x Days. (1:6).
3	Course Aim	The aim of the WMF course is to provide the winter mountaineering foundation skills required for a student to be a competent group member in winter conditions.
4	Training Objectives	
	Demonstrate Foundation Winter Mountaineering Knowledge.	
	Perform Foundation Winter Mountaineering Skills.	
	Demonstrate Foundation Leadership, Instruction and Coaching in relation to Winter Mountaineering.	
	Apply Foundation Risk Management in relation to Winter Mountaineering.	
	Implement Appropriate Foundation Emergency Procedures for Winter Mountaineering.	
5	Assessment Criteria	Practical formative assessment on all key objectives in a winter mountaineering environment.
6	Pre-Course Qualifications	Open to all ranks. Students must be fit to attend the course.
7	Pre-Course Exemption	NA.
8	Pre-Course Experience	NA.
9	Delivery	WML, MIC or higher award. This course can be delivered as both T4 and DT.
Course Remit, Limitations and Currency		
10	Conditions/Remit (Operating as Equals)	May only operate as part of a led group with a WML or higher.
11	Remit (Led Groups)	Nil.
12	Remit (DT)	Nil.
13	Qualification Expiry	This qualification is not time barred.
14	Currency	WMF qualified students are advised to join a Service mountaineering club to maintain mountaineering currency and enhance skills. Students are advised to start and maintain a logbook.
RM, RAF, SF and Civilian Equivalent		
15	Royal Marine (RM)	Mountain Leader 2.
16	RAF Mountain Rescue (MR)	Part Trained Mountain Rescue.
17	Special Forces (SF)	Mountaineering Cadre.
18	NGB Equivalent	Nil.
Course Loading Details		
19	Location	T4 Centres. In addition WMF can be delivered as DT.
20	Frequency	See www.arhc.co.uk Courses are conducted Jan-Apr.
Support Information		
21	Key References	See Instructor Resource pack.
22	Additional Remarks	Nil.

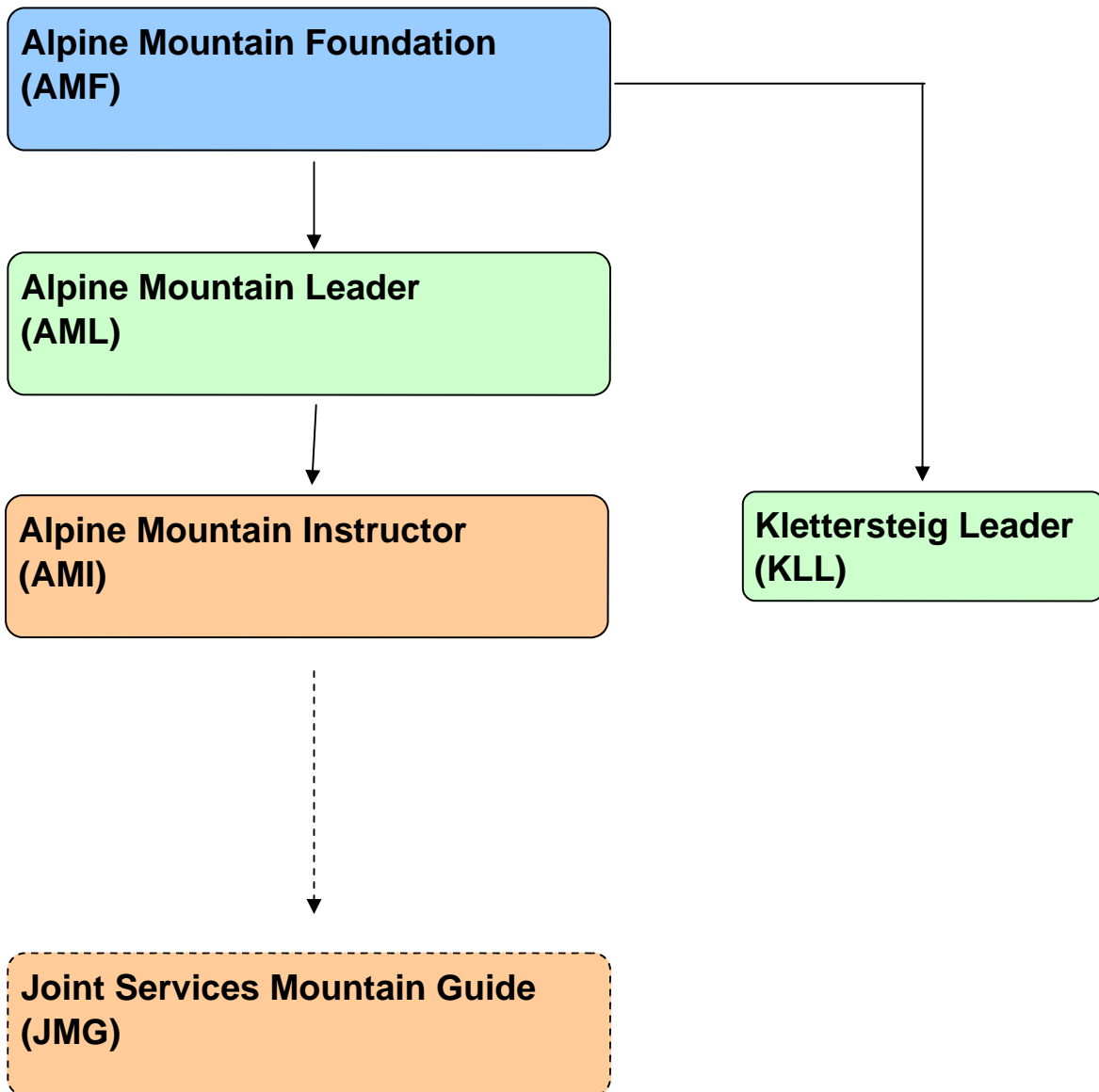
WINTER MOUNTAIN LEADER TRAINING (WMT)

Course Information		
1	Type of Course	Training and Assessment.
2	Course Duration (Ratio)	6 x Days. (1:4).
3	Course Aim	The aim of the WMT course is to develop students' to lead groups in winter mountaineering conditions.
4	Training Objectives	
		Demonstrate Advanced Winter Mountaineering Knowledge.
		Perform Advanced Winter Mountaineering Skills.
		Demonstrate Advanced Leadership, Instruction and Coaching in relation to Winter Mountaineering .
		Apply Advanced Risk Management in relation to Winter Mountaineering .
		Implement Appropriate Advanced Emergency Procedures for Winter Mountaineering .
5	Assessment Criteria	Practical formative assessment on all key objectives in a winter mountaineering environment in sync with recommended ratios.
6	Pre-Course Qualifications	SML and WMF. Student must be an Offr or an NCO. Personnel of any rank may be considered but such applications must be justified by the individual's reporting Offr.
7	Pre-Course Exemption	Log book experience of a minimum of 20 winter QMDs may negate the requirement for WMF. Application for exemption must be made to the T4 Training Office.
8	Pre-Course Experience	A minumum of 20 logged Winter QMDs including those logged on the WMF.
9	Delivery	WML, MIC or higher award working at a T4 Centre.
Course Remit, Limitations and Currency		
10	Conditions/Remit (Operating as Equals)	May operate 1:1 when both individuals hold the WMT qualification. Qualification is limited to non-glacial terrain and should not involve technical winter climbing. Routes should be compatible with the participants log book experience.
11	Remit (Led Groups)	Nil.
12	Remit (DT)	Nil.
13	Qualification Expiry	This qualification is not time barred.
14	Currency	Students are required to maintain a logbook.
RM, RAF, SF and Civilian Equivalent		
15	Royal Marine (RM)	Mountain Leader 1.
16	RAF Mountain Rescue (MR)	Trained Mountain Rescue.
17	Special Forces (SF)	MC
18	NGB Equivalent	ML(W) Trg. Those ranks wishing to gain the ML(W) Training award must pre-register with the MLTS.
Course Loading Details		
19	Location	T4 Centres.
20	Frequency	See www.arhc.co.uk. Courses are conducted Jan-Apr.
Support Information		
21	Key References	See Instructor Resource pack.
22	Additional Remarks	Nil.

WINTER MOUNTAIN LEADER (WML)

Course Information		
1	Type of Course	Assessment.
2	Course Duration (Ratio)	5 x Days. (1:4).
3	Course Aim	The aim of the WML Course is to assess students in the winter mountaineering techniques required to lead novice groups in winter mountaineering conditions.
4	Training Objectives	
	Demonstrate Advanced Winter Mountaineering Knowledge.	
	Perform Advanced Winter Mountaineering Skills.	
	Demonstrate Advanced Leadership, Instruction and Coaching in relation to Winter Mountaineering .	
	Apply Advanced Risk Management in relation to Winter Mountaineering .	
	Implement Appropriate Advanced Emergency Procedures for Winter Mountaineering.	
5	Assessment Criteria	Practical summative assessment on all key objectives in a winter mountaineering environment.
6	Pre-Course Qualifications	WMT.
7	Pre-Course Exemption	Nil.
8	Pre-Course Experience	A minimum of 40 logged Winter QMDs.
9	Delivery	WML, MIC or higher award working at a T4 Centre.
Course Remit, Limitations and Currency		
10	Conditions/Remit (Operating as Equals)	WML qualified personnel can operate as equals with one other competent winter mountaineer of equal qualification in a none glacia, non-technical winter environment. Competency and experience are important factors in assessing the route chosen. Qualification is valid worldwide but routes should be compatible with the individuals' log book experience.
11	Remit (Led Groups)	Ratio 1:6 students in a non glacial winter mountaineering environment, This ratio can be increased to 2:8 with a competent WMT working alongside. On steep winter mountaineering terrain this ratio is reduced to 1:4.
12	Remit (DT)	May conduct WMF as DT.
13	Qualification Expiry	This qualification is not time barred.
14	Currency	Students are required to maintain a logbook.
RM, RAF, SF and Civilian Equivalent		
15	Royal Marine (RM)	Nil.
16	RAF Mountain Rescue (MR)	Mountain Rescue Party Leader.
17	Special Forces (SF)	Nil.
18	NGB Equivalent	ML(W). Students wishing to gain the ML(W) award must pre-register with the MLTS and either gained ML(W) Trg or an exemption certificate. Students are also required to hold the NGB SML award.
Course Loading Details		
19	Location	T4 Centres.
20	Frequency	See www.arhc.co.uk Courses are conducted Jan-Apr.
Support Information		
21	Key References	See Instructor Resource pack.
22	Additional Remarks	Nil.

JSAT ALPINE MOUNTAINEERING SCHEME



NOTES

- The Klettersteig Leader (KLL) award sits outside of the main Alpine Mountaineering Scheme and can only be undertaken after a student has completed MLS and RLT.
- The JMG award additionally requires a wide and extensive list of JS mountaineering and ski mountaineering qualifications. Further details may be found by contacting the Trg Offr at HQ JSMTc.

ALPINE MOUNTAIN FOUNDATION (AMF)

Course Information		
1	Type of Course	Training and Assessment.
2	Course Duration (Ratio)	10 x Days. (1:4) on non technical ground (Facile), (1:2) on technical ground (PD)
3	Course Aim	The aim of the AMF course is to provide the Alpine mountaineering foundation skills required for a student to be a competent group member on variable alpine terrain.
4	Training Objectives	
	Demonstrate Foundation Alpine Mountaineering Knowledge.	
	Perform Foundation Alpine Mountaineering Skills.	
	Demonstrate Foundation Leadership, Instruction and Coaching in relation to Alpine Mountaineering.	
	Apply Foundation Risk Management in relation to Alpine Mountaineering.	
	Implement Appropriate Foundation Emergency Procedures for Alpine Mountaineering.	
5	Assessment Criteria	Formative practical assessment of students's ability as a competent group member on non technical PD grade Alpine terrain.
6	Pre-Course Qualifications	SMF or equivalent logbook experience open to all ranks and students must fit be to attend the course.
7	Pre-Course Exemption	NA.
8	Pre-Course Experience	Nil.
9	Delivery	This course can be conducted by an AML or AMI as DT.
Course Remit, Limitations and Currency		
10	Conditions/Remit (Operating as Equals)	May only operate in the Alpine mountaineering environment under the direct supervision (within verbal communication) of a qualified AMI.
11	Remit (Led Groups)	Nil.
12	Remit (DT)	Nil.
13	Qualification Expiry	This qualification is not time barred.
14	Currency	Students are advised to maintain an Alpine mountaineering log book. Membership of the Service Mountaineering Club is recommended.
RM, RAF, SF and Civilian Equivalent		
15	Royal Marine (RM)	Mountain Leader 2.
16	RAF Mountain Rescue (MR)	Trained Mountain Rescue with relevant logbook experience.
17	Special Forces (SF)	Mountaineering Cadre.
18	NGB Equivalent	Nil.
Course Loading Details		
19	Location	T4 Centres. In addition this course can be delivered as DT in Units.
20	Frequency	See www.ahrc.co.uk.
Support Information		
21	Key References	See Instructor Resource pack.
22	Additional Remarks	Nil.

ALPINE MOUNTAIN LEADER (AML)

Course Information		
1	Type of Course	Training and Assessment.
2	Course Duration (Ratio)	10 x Days. (1:2)
3	Course Aim	The aim of the AML Course is to train and assess the Alpine mountaineering techniques, required to lead novice groups on Alpine mountaineering terrain.
4	Training Objectives	
	Demonstrate Advanced Alpine Mountaineering Knowledge.	
	Perform Advanced Alpine Mountaineering Skills.	
	Demonstrate Advanced Leadership, Instruction and Coaching in relation to Alpine Mountaineering.	
	Apply Advanced Risk Management in relation to Alpine Mountaineering.	
	Implement Appropriate Advanced Emergency Procedures for Alpine Mountaineering.	
5	Assessment Criteria	Practical summative assessment on all key objectives in an Alpine mountaineering PD terrain in sync with recommended ratios.
6	Pre-Course Qualifications	AMF,ALS,WMT & RLT. Students must be an Offr or an NCO. Personnel of any rank may be considered but such applications must be justified by the individual's reporting Offr.
7	Pre-Course Exemption	Log book evidence of 10 Alpine QMDs can be used as exemption for AMF.
8	Pre-Course Experience	20 x Alpine QMDs (5 @ PD-) including those completed on AMF.
9	Delivery	AMI, HBF or BMG at a T4 Centre
Course Remit, Limitations and Currency		
10	Conditions/Remit (Operating as Equals)	Can operate as equals with a minimum ratio of 1:1 with other qualified individuals on recognised Alpine routes, in summer conditions. This can include glacial travel and technical terrain (i.e. snow, rock or ice climbing) up to PD.
11	Remit (Led Groups)	Can operate at 1:4 on recognised non-technical Alpine routes (Facile). Can operate at 1:2 on technical terrain (up to PD) commensuarte with group ability and experience.
12	Remit (DT)	Nil.
13	Qualification Expiry	This qualification is not time barred.
14	Currency	Students are required to maintain an Alpine mountaineering log book. Membership of the Service Mountaineering Club is recommended.
RM, RAF, SF and Civilian Equivalent		
15	Royal Marine (RM)	Mountain Leader 1. Must have completed 4-week Ex Ice Flip. (TBC).
16	RAF Mountain Rescue (MR)	Nil.
17	Special Forces (SF)	Nil.
18	NGB Equivalent	Nil.
Course Loading Details		
19	Location	T4 Centres.
20	Frequency	See www.ahrc.co.uk.
Support Information		
21	Key References	See Instructor Resource pack.
22	Additional Remarks	Ratios should be adjusted to take into acount risk associated with exposed Alpine ridges and glacial travel.

KLETTERSTEIG LEADER (KLL)

Course Information		
1	Type of Course	Training and Assessment.
2	Course Duration (Ratio)	5 x Days. (1:4)
3	Course Aim	The aim of the KLL Course is to assess students in Klettersteig techniques, required to lead novice groups on Klettersteig routes.
4	Training Objectives	
	Demonstrate Advanced Alpine Mountaineering Knowledge.	
	Perform Advanced Alpine Mountaineering Skills.	
	Demonstrate Advanced Leadership, Instruction and Coaching in relation to Alpine Mountaineering.	
	Apply Advanced Risk Management in relation to Alpine Mountaineering.	
5	Implement Appropriate Advanced Emergency Procedures for Alpine Mountaineering.	
5	Assessment Criteria	Practical summative assessment on all key objectives in an outdoor Alpine Klettersteig mountaineering environment grade A to E in sync with recommended ratios.
6	Pre-Course Qualifications	MLS & RCL. Student must be an Offr or an NCO. Personnel of any rank may be considered but such applications must be justified by the individual's reporting Offr.
7	Pre-Course Exemption	
8	Pre-Course Experience	Recommended alpine experience.
9	Delivery	Type 4 Centre
Course Remit, Limitations and Currency		
10	Conditions/Remit (Operating as Equals)	Where the party consists of qualified and/or highly experienced mountaineers (minimum SML and RCL combined or equivalent) the ratio can be reduced to 1:1. The KLL must conduct an appropriate RA based on the additional mountaineers working alongside.
11	Remit (Led Groups)	1:4 on Klettersteigs/Via ferrata world-wide in summer conditions.
12	Remit (DT)	Nil.
13	Qualification Expiry	This qualification is not time barred.
14	Currency	Students are required to maintain an Alpine mountaineering log book. Membership of the Service Mountaineering Club is recommended.
RM, RAF, SF and Civilian Equivalent		
15	Royal Marine (RM)	Nil.
16	RAF Mountain Rescue (MR)	Nil.
17	Special Forces (SF)	Nil.
18	NGB Equivalent	Nil.
Course Loading Details		
19	Location	T4 Centres.
20	Frequency	See www.ahrc.co.uk .
Support Information		
21	Key References	See Instructor Resource pack.
22	Additional Remarks	Nil.

ALPINE MOUNTAIN INSTRUCTOR (AMI)

Course Information		
1	Type of Course	Trainig and Assessment.
2	Course Duration (Ratio)	10 x Days. (1:2)
3	Course Aim	The aims of the AMI Cse are to train and assess the skills required to conduct high level Alpine mountaineering on AD terrain; and to deliver the AMF Course as DT.
4	Training Objectives	
	Demonstrate Instructional Alpine Mountaineering Knowledge.	
	Perform Instructional Alpine Mountaineering Skills.	
	Demonstrate Instructional Leadership, Instruction and Coaching in relation to Alpine Mountaineering.	
	Apply Instructional Risk Management in relation to Alpine Mountaineering.	
	Implement Appropriate Instructional Emergency Procedures for Alpine Mountaineering.	
	5	Assessment Criteria
	Written exam and practical assessment on all key objectives on Alpine climbing routes at Assez Difficile (AD) grade with two novices.	
	6	Pre-Course Qualifications
	AMF, ALS, RCI, WML & WCL. Students must be an Offr or an NCO. Personnel of any rank may be considered but such applications must be justified by the individual's reporting Offr.	
7	Pre-Course Exemption	Nil.
8	Pre-Course Experience	Student should have completed 30 Alpine QMDs with a minimum of 5 days glacial travel. Routes completed on all Alpine mountaineering courses can be included in this count. Aspirant time completed with JMG or BMG is highly recommended.
9	Delivery	AMI, HBF, BMG at T4 centre
Course Remit, Limitations and Currency		
10	Conditions/Remit (Operating as Equals)	Where the party consists of qualified and/or highly experienced Alpine mountaineers the ratio can be reduced to 1:1. A full risk assessment process must be undertaken to ensure the activity is commensurate with the team's capability and experience.
11	Remit (Led Groups)	Lead novice teams on non technical ground up to a 1:4 ratio. Lead experienced (AMF's) on technical ground commensurate with the group's capability and instructors experience. All ratios should be in sync with recommended guiding ratios (BMG website).
12	Remit (DT)	May conduct AMF.
13	Qualification Expiry	This qualification is not time barred, but AMI qualified individuals are advised to maintain currency with a T4 Centre through symposiums or civilian accreditation.
14	Currency	Students are required to maintain an Alpine mountaineering log book. Membership of the Service Mountaineering Club is recommended.
RM, RAF, SF and Civilian Equivalent		
15	Royal Marine (RM)	Nil.
16	RAF Mountain Rescue (MR)	Nil.
17	Special Forces (SF)	Nil.
18	NGB Equivalent	Nil.
Course Loading Details		
19	Location	T4 Centres.
20	Frequency	See www.ahrc.co.uk.
Support Information		
21	Key References	See Instructor Resource pack.
22	Additional Remarks	Nil.